




Old World Series

LEADED GLASS DESIGNS



STAINED GLASS SERIES


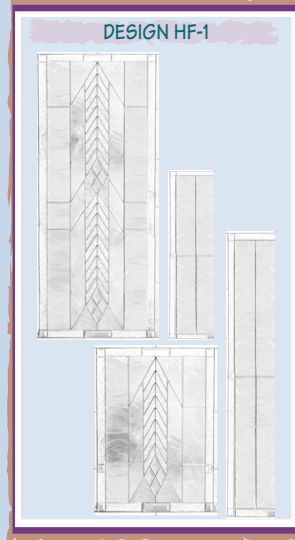


AUTUMWOOD LEADED GLASS

All of the glass designs pictured here are hand crafted using various textures of clear glass such as glue chip, waterglass, and clear bevels.

These clear glass pieces contain a beautiful array of textures and have magnificent reflective qualities that will bring out the individuality of your home.

Due to printing and photography limitations, as well as the individuality of each piece, the actual glass may vary from the images shown in this catalog.



For More Information And A Complete Catalog Listing, Visit Our Website At

Old World Series LEADED GLASS DOORS

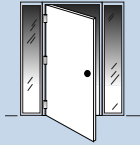
Customer Help Line
1 (800) 760-1582

Our standard exterior door size is 36" x 80". Special sizes, thickness and texturing are available. See back cover for options and pricing.



Shown in Select Alder

RIGHT HAND UNIT INTERIOR SIDE



Shown in Soft Maple

SLAB DOOR Features & Benefits


- Solid laminated wood door.
- Floating solid wood panels allows for expansion & contraction of wood.
- Unique beaded line moulding frames each panel of wood and glass.
- Eight original leaded glass designs to choose from.



Shown in Oak

| BARCELONA • OWG 657 | | | | |
|---------------------|------|--------------|------|-------------------------|
| | Pine | Knotty Alder | Oak | Soft Maple Select Alder |
| SLAB | 1675 | 1775 | 1810 | 1840 |
| PRE-HUNG | 1940 | 2080 | 2130 | 2170 |
| DOUBLE PH. | 3700 | 3950 | 4040 | 4115 |

Shown with Kokopelli round glass design. See page 24 for other options.



Shown in Knotty Alder

| VENICE • OWG 658 | | | | |
|------------------|------|--------------|------|-------------------------|
| | Pine | Knotty Alder | Oak | Soft Maple Select Alder |
| SLAB | 1675 | 1775 | 1810 | 1840 |
| PRE-HUNG | 1940 | 2080 | 2130 | 2170 |
| DOUBLE PH. | 3700 | 3950 | 4040 | 4115 |

Shown with Texas State round glass design. See page 24 for other options.



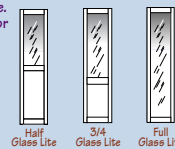
| VALENCIA • OWG 653 | | | | |
|--------------------|------|--------------|------|-------------------------|
| | Pine | Knotty Alder | Oak | Soft Maple Select Alder |
| SLAB | 1590 | 1690 | 1725 | 1755 |
| PRE-HUNG | 1855 | 1995 | 2045 | 2085 |
| DOUBLE PH. | 3530 | 3780 | 3870 | 3945 |



Shown in Pine

| MONACO • OWG 654 | | | | |
|------------------|------|--------------|------|-------------------------|
| | Pine | Knotty Alder | Oak | Soft Maple Select Alder |
| SLAB | 2025 | 2125 | 2160 | 2190 |
| PRE-HUNG | 2290 | 2430 | 2480 | 2520 |
| DOUBLE PH. | 4400 | 4650 | 4740 | 4815 |

1-Lite and 2-Lite units available with choice of full, 3/4 or 1/2 glass. Clear or leaded glass available. See page 21 for more details. Custom carvings are available. Call us for options.



| BORDEAUX • OWG 600 | | | | |
|--------------------|------|--------------|------|-------------------------|
| | Pine | Knotty Alder | Oak | Soft Maple Select Alder |
| SLAB | 1920 | 2020 | 2055 | 2085 |
| PRE-HUNG | 2185 | 2325 | 2375 | 2415 |
| DOUBLE PH. | 4190 | 4440 | 4530 | 4605 |

Shown with Bass round glass design. See page 24 for other options.



Shown in Oak

| FLORENCE • OWG 651 | | | | |
|--------------------|------|--------------|------|-------------------------|
| | Pine | Knotty Alder | Oak | Soft Maple Select Alder |
| SLAB | 1815 | 1915 | 1950 | 1980 |
| PRE-HUNG | 2080 | 2220 | 2270 | 2310 |
| DOUBLE PH. | 3980 | 4230 | 4320 | 4395 |

PRE-HUNG UNITS Features & Benefits

- 4 9/16", 5 1/4" or 6 9/16" Solid Wood Rabbeted Jamb
- Three 4" x 4" Heavy Duty Ball Bearing Hinges
- Q-LON Weather Strip
- Door Sweep
- Oak Adjustable Bronze Threshold

www.autumnwood.com

SOLID WOOD 1 3/4" EXTERIOR DOORS
All doors feature butcher block design construction

Designer Doors by
AutumnWOOD

Old World Series LEADED GLASS DOORS

All of our Old World Series doors feature our unique beaded molding around each panel.

Prices listed are for 36" x 80" doors.


Custom sizes available.

See chart on back page.


ROME • OWG 659

| | Pine | Knotty Alder | Oak | Soft Maple Select Alder |
|------------|------|--------------|------|----------------------------|
| SLAB | 1785 | 1885 | 1920 | 1950 |
| PRE-HUNG | 2050 | 2190 | 2240 | 2280 |
| DOUBLE PH. | 3920 | 4170 | 4260 | 4335 |

Shown with Duck round glass design. See below for other options.



Shown in Oak



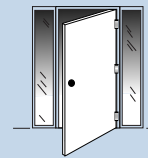
Shown in Select Alder

NAPLES • OWG 652

| | Pine | Knotty Alder | Oak | Soft Maple Select Alder |
|------------|------|--------------|------|----------------------------|
| SLAB | 1350 | 1450 | 1485 | 1515 |
| PRE-HUNG | 1615 | 1755 | 1805 | 1845 |
| DOUBLE PH. | 3050 | 3300 | 3390 | 3465 |

Shown with Cactus round glass design. See below for other options.

LEFT HAND UNIT INTERIOR SIDE



LOGOS LETTERING SPECIAL DESIGNS

Custom Orders
Are Welcome.

If you can draw it,
we can carve it.

SEVILLA • OWG 656

| | Pine | Knotty Alder | Oak | Soft Maple Select Alder |
|------------|------|--------------|------|----------------------------|
| SLAB | 2140 | 2240 | 2275 | 2305 |
| PRE-HUNG | 2405 | 2545 | 2595 | 2635 |
| DOUBLE PH. | 4630 | 4880 | 4970 | 5045 |

Only available with FM-30 glass as shown.



Shown in Select Alder

OTHER GLASS OPTIONS

CIRCLE DESIGNS

The following designs are available on these selected doors:
Barcelona, Venice, Monaco, Bordeaux, Florence, Rome and Naples,
using Leaded Glass Design FM20 or FM22. See Page 22.



Sailboat



Lighthouse



Eagle



Grape Vine



Elk



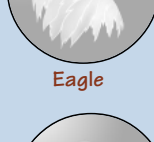
Rose



Bear



Deer



Horse with
Colt



Sailfish



Windmill



Squirrel



Frosted Star
(gluechip background)



Ram

All circle designs are sandblasted by hand on clear glass.

www.autumnwood.com