

SOLID WOOD 1 3/4" EXTERIOR DOORS

All doors feature butcher block design construction



NEW MEXICO SERIES

All prices shown are for design carving on the exterior side only. Interior side is a smooth slab.

Add carving charge to have the same design carved on the interior side of door.

Be creative - You can mix and match any of our designs!

| SIERRA VERDE • DESIGN 31 | | | | |
|--------------------------|------|--------------|------|-------------------------|
| | Pine | Knotty Alder | Oak | Soft Maple Select Alder |
| SLAB | 815 | 915 | 950 | 980 |
| PRE-HUNG | 1080 | 1220 | 1270 | 1310 |
| DOUBLE PH. | 1980 | 2230 | 2320 | 2395 |

Add *150 to have the interior side of door carved with this design



Shown in Select Alder



Shown in Select Alder

| RIO GRANDE • DESIGN 33 | | | | |
|------------------------|------|--------------|------|-------------------------|
| | Pine | Knotty Alder | Oak | Soft Maple Select Alder |
| SLAB | 925 | 1025 | 1060 | 1090 |
| PRE-HUNG | 1190 | 1330 | 1380 | 1420 |
| DOUBLE PH. | 2200 | 2450 | 2540 | 2615 |

Add *260 to have the interior side of door carved with this design

LOGOS LETTERING SPECIAL DESIGNS

Custom Orders Are Welcome.

If you can draw it, we can carve it.

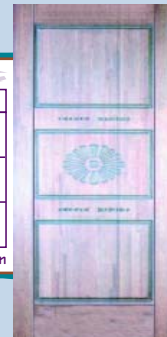
Prices listed are for 36" x 80" doors.

Custom sizes available.


See chart on back page.

| MESILLA • DESIGN 22 | | | | |
|---------------------|------|--------------|------|-------------------------|
| | Pine | Knotty Alder | Oak | Soft Maple Select Alder |
| SLAB | 820 | 920 | 955 | 985 |
| PRE-HUNG | 1085 | 1225 | 1275 | 1315 |
| DOUBLE PH. | 1990 | 2240 | 2330 | 2405 |

Add *155 to have the interior side of door carved with this design



Shown in Oak

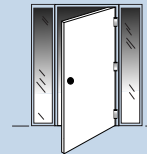


Shown in Select Alder

| PENASCO • DESIGN 27 | | | | |
|---------------------|------|--------------|------|-------------------------|
| | Pine | Knotty Alder | Oak | Soft Maple Select Alder |
| SLAB | 755 | 855 | 890 | 920 |
| PRE-HUNG | 1020 | 1160 | 1210 | 1250 |
| DOUBLE PH. | 1860 | 2110 | 2200 | 2275 |

Add *90 to have the interior side of door carved with this design

LEFT HAND UNIT INTERIOR SIDE



| JAEDEN • DESIGN 114 | | | | |
|---------------------|------|--------------|------|-------------------------|
| | Pine | Knotty Alder | Oak | Soft Maple Select Alder |
| SLAB | 1000 | 1100 | 1135 | 1165 |
| PRE-HUNG | 1265 | 1405 | 1455 | 1495 |
| DOUBLE PH. | 2350 | 2600 | 2690 | 2765 |

Add *335 to have the interior side of door carved with this design



Shown in Pine

SLAB DOOR Features & Benefits

- Solid Laminated Wood Door
- Entire Door is a Full 1 3/4" Thick
- Unique Construction - Floating Center Panel Allows For Expansion & Contraction of Wood.
- Dozens of Carved Designs to Fit Your Decor.



Shown in Pine

FULL RADIUS ARCH
JAEDEN
DESIGN 114
ADZING
DISTRESS
TEXTURE

All AutumnWood doors are solid wood, stain grade. Our doors should not be painted other than to accent the detail carvings.

For More Information And A Complete Catalog Listing, Visit Our Website At [▶](#)

NEW MEXICO SERIES

Customer Help Line
1 (800) 760-1582

Our standard exterior door size is 36" x 80". Special sizes, thickness and texturing are available. See back cover for options and pricing.

TERRITORIAL W/ MIMBRES CARVINGS DESIGN 29-A

| | Pine | Knotty Alder | Oak | Soft Maple Select Alder |
|-------------|------|--------------|------|-------------------------|
| SLAB | 1080 | 1180 | 1215 | 1245 |
| PRE-HUNG | 1345 | 1485 | 1535 | 1575 |
| DOUBLE P.H. | 2510 | 2760 | 2850 | 2925 |

Add \$415 to have the interior side of door carved with this design



Shown in Oak

TERRITORIAL EIGHT PANEL • DESIGN 29

| | Pine | Knotty Alder | Oak | Soft Maple Select Alder |
|-------------|------|--------------|------|-------------------------|
| SLAB | 745 | 845 | 880 | 910 |
| PRE-HUNG | 1010 | 1150 | 1200 | 1240 |
| DOUBLE P.H. | 1840 | 2090 | 2180 | 2255 |

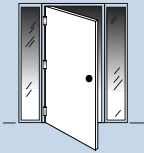
Add \$80 to have the interior side of door carved with this design



Shown in Oak

All exterior door designs are available as 1 3/8" interior doors. See millwork desk for pricing.

RIGHT HAND UNIT INTERIOR SIDE



SANDIA • DESIGN 7

| | Pine | Knotty Alder | Oak | Soft Maple Select Alder |
|-------------|------|--------------|------|-------------------------|
| SLAB | 915 | 1015 | 1050 | 1080 |
| PRE-HUNG | 1180 | 1320 | 1370 | 1410 |
| DOUBLE P.H. | 2180 | 2430 | 2520 | 2595 |

Add \$250 to have the interior side of door carved with this design



Shown in Oak

RANCHO DE TAOS • DESIGN 113

| | Pine | Knotty Alder | Oak | Soft Maple Select Alder |
|-------------|------|--------------|------|-------------------------|
| SLAB | 895 | 995 | 1030 | 1060 |
| PRE-HUNG | 1160 | 1300 | 1350 | 1390 |
| DOUBLE P.H. | 2140 | 2390 | 2480 | 2555 |

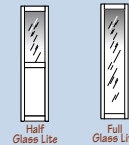
Add \$230 to have the interior side of door carved with this design

Shown with an optional upgrade: Adzing Distress



Shown in Pine

1-Lite and 2-Lite units available with choice of full or 1/2 glass. Clear or stained glass available. See Sidelite page in this catalog for more details. Custom carvings are available. Call us for options.



PRE-HUNG UNITS Features & Benefits

- 4 9/16", 5 1/4" or 6 9/16" Solid Wood
- Rabbeted Jambs
- Three 4" x 4" Heavy Duty Ball Bearing Hinges
- Q-LON Weather Strip
- Door Sweep
- Oak Adjustable Bronze Threshold

DEL OSO • DESIGN 41

| | Pine | Knotty Alder | Oak | Soft Maple Select Alder |
|-------------|------|--------------|------|-------------------------|
| SLAB | 845 | 945 | 980 | 1010 |
| PRE-HUNG | 1110 | 1250 | 1300 | 1340 |
| DOUBLE P.H. | 2040 | 2290 | 2380 | 2455 |


Add \$180 to have the interior side of door carved with this design



Shown in Oak

Doors are Shipped Unfinished

All Six Sides of the Door
Must be Sealed Within
Five Days of Receipt



Shown in Pine

RANCHO DE
TAOS
DESIGN 113
WITH CUSTOM
SIDELITES

ADZING
DISTRESS
TEXTURE

www.autumnwood.com

SOLID WOOD 1 3/4" EXTERIOR DOORS

All doors feature butcher block design construction

Designer Doors by
AUTUMNWOOD